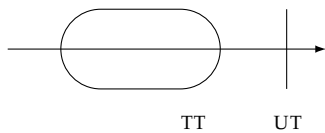


V05-Exercise

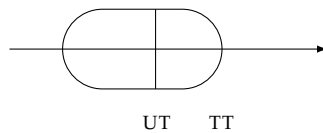
Course in Semantics · Ling 531 / 731
McKenzie · University of Kansas

We saw time diagrams for tense and for aspect. Here are the tense diagrams. The exact size of the ovals is not so important, so long as the part of the line they enclose has the right relationship to the utterance time.

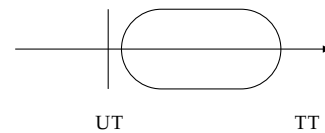
past tense



present tense

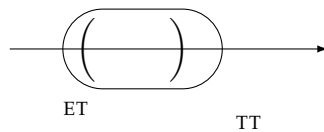


future tense

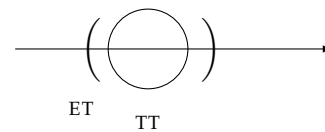


And here are the aspect diagrams. The exact size of things is not important, so long as the inclusion relation is correct.

perfective aspect



imperfective aspect



With these together, you can now do the following exercise.

1. For each sentence, write out its tense and aspect, and draw its time diagram. **Every** sentence has a value for tense and aspect.

1. *Tom had a car.*

tense:
aspect:

2. *Tom sees a dog.*

tense:
aspect:

3. *Tom will be leaving soon.*

tense:
aspect:

4. *Tom is leaving as we speak.*

tense:
aspect:

5. *Tom will take a break.*

tense:
aspect:

6. *Tom was dancing.*

tense:
aspect: